



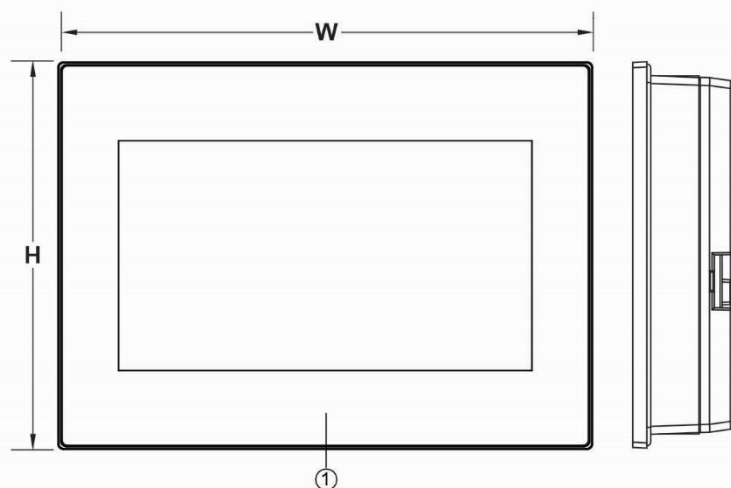
P2070PA-D

HMI with 7" TFT LCD display

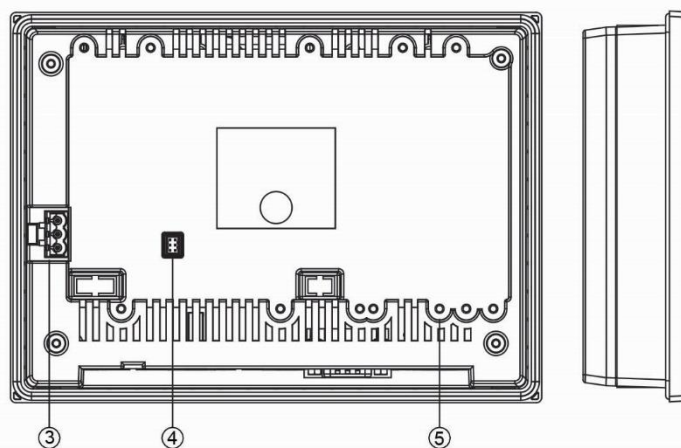
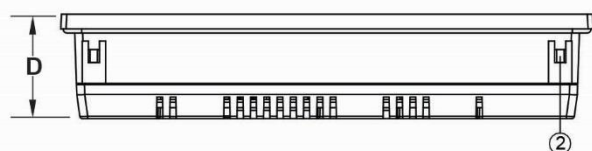
- ✧ Cortex 600 MHz Processor
- ✧ Built-in PLC Expansion function
- ✧ PCB coating for Stability in Harsh Environment
- ✧ Fan-less Design for Cooling Method
- ✧ High Noise Immunity Design for Industrial Application

Display	Panel Size	7" TFT (16:9)	I/O Port	Serial 1 (DB-9)	RS-232 (2W) RS-422/485 (4W)
	Panel Resolution	800 x 480		Serial 2 (Terminal Blocks)	—
	Brightness	200 (cd/m²)		RS-422/485 Isolation	—
	Contrast Ratio	500		Ethernet	—
	Backlight Type	LED		USB HOST	USB2.0 x 1
	Backlight Life Time	25,000 Hrs.		USB Device	USB2.0 x 1(Mini-USB)
	Colors	16.7M		Micro-SD Slot	—
	LCD Viewing Angle	70/50/70/70 (T/B/L/R)		Audio Output	—
Touch	Type	4-wire Resistive Type		Video Input	—
	Accuracy	X axis±2%; Y axis±2%		Termination Switch	—
Memory	Flash	128MB	I/O Extension	PLC Extension	Yes
	RAM	128MB		HMI Extension	Yes
System	CPU	32 bit RISC Cortex 600MHz	Power	Wireless Extension	—
	RTC	Yes		Power Input Range	24 VDC±20%
Dimension /Weight	Dimensions W x H x D	201.0 x 147.0 x 38.3 (mm)		Power Isolation	—
	Cut-out	191.5 x 137.5 (mm)		Isolation Resistance	—
	Weight	550 (g)	Power Consumption	12W (@24VDC)	
Environment	Protection Structure	Front panel : IP65 / Rear Case : IP20			
	PCB Coating	Yes			
	Operating Temp	0~50℃			
	Storage Temp	-20 ~ 60℃			
	Relative Humidity	10%~90% (40℃ Non-condensing)			
	Withstand Voltage	500VAC/20mA/1 Min. (between charger & FG terminals)			
	Vibration Endurance	5 to 9Hz Half-amplitude: 3.5mm ; 9 to 150 Hz Constant acceleration: 19.6m/s2 (2G) ; 3 directions of X, Y, Z: 10times (IEC61131-2 complaints)			
Software	FvDesigner V1.5.64 or later versions				
Certification	CE				

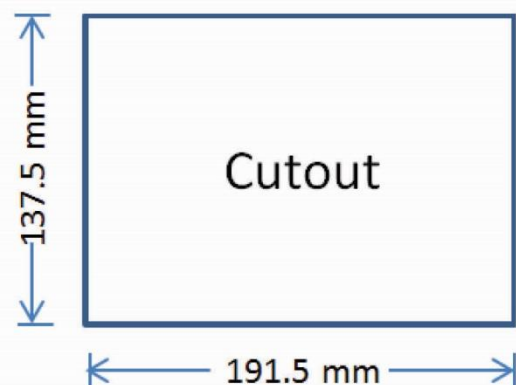
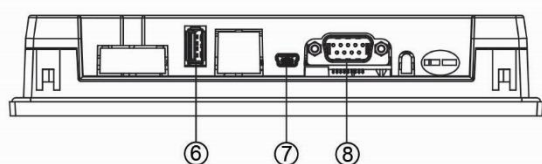
◆ Dimensions Drawing



W	201.0 mm
H	147.0 mm
D	38.3 mm



①	Power Indicator Light
②	Mounting Hole
③	Power Connector
④	HB1 PLC Connector
⑤	HB1 PLC Screw Hole
⑥	USB Connector
⑦	Mini USB Connector
⑧	COM1/COM2 DB-9 Male Connector



DB-9 Male Connector			
PIN#	COM1 [RS-232]	COM2 [RS-422]	COM2 [RS-485]
1	-	TX+	DATA+
2	RX	-	-
3	TX	-	-
4	-	RX+	-
5	GND	GND	GND
6	-	TX-	DATA-
7	-	-	-
8	-	-	-
9	-	RX-	-